



Magic Pro User Manual

Superior analog PEMF for a more
effective natural therapy

V1.1



Congratulations on becoming the proud owner of a MiraMate Magic Pro! By choosing MiraMate, you are already on your way to healthier and happier days ahead.

As you begin using your new Magic Pro, we want to ensure that you have the best possible experience. That's why we've created this user manual - to provide you with all the tips and tricks you need to get the most out of your exciting new product.

Think of this manual as a treasure map, leading you to gems. This manual is your guide to unlocking the full potential of your Magic Pro, covering both the basics and some more advanced features.

And don't worry if you have any questions or concerns. Please feel free to contact our customer service team via **support@mm-pemf.com** or LiveChat. We promise to be your trusty compass on your healing journey. You are never alone.

Table of Contents

Introduction	1
Working Principles	2
Package Contents	3
Product Pictures	4
Operational Instructions	4
Maintenance	7
Precautions	9
Troubleshooting	10
Specifications	11
More PEMF Options	13

Introduction

MiraMate Magic Pro is a powerful device designed to envelop your entire body with a healing electromagnetic field, providing natural relief for various conditions. And the best part? You can use it daily with total safety and confidence.

Magic Pro has taken the power of PEMF to the next level. By applying dual-channel **analog PEMF**, it unlocks a world of possibilities for your health and well-being. This innovative technology transforms any audio signal into **analog PEMF**, allowing you to turn your favorite waveforms, music, chants, and even sutras into powerful healing tools.

It's like having your very own magic wand, capable of turning the ordinary into the extraordinary. This magic will help you find the perfect balance for your body and mind and unlock the full potential for your body's natural healing.

So, whether you're seeking relief from nagging pain or wish to enhance your overall well-being, MiraMate Magic Pro is the perfect solution.






Working Principles

PEMF, or Pulsed Electro-Magnetic Field, is a cutting-edge technology that targets the very building blocks of your body - your cells - to improve your overall health. By stimulating cell metabolism, PEMF is capable of relieving various disorders, diseases, and injuries. And unlike prescription drugs or medical procedures, there are no harmful side effects to worry about, making it a safe and effective treatment option for everyone. Plus, PEMF isn't just for humans - even our furry friends can benefit from its therapeutic properties.

At MiraMate, we've taken PEMF technology to the next level with our advanced dual-channel **Analog PEMF**. This innovative technology gives Magic Pro unparalleled flexibility, allowing for the application of all waveforms and frequencies. With **Analog PEMF**, you'll experience a more natural, cell-friendly approach to healing that speaks to your body in its own language. Magic Pro converts any sound source (including binaural beats) into healing analog PEMF, providing a powerful tool for recovery and relief.

So, whether you're dealing with a nagging injury or simply wishing to enhance your overall well-being, MiraMate Magic Pro has you covered. With its unique **Analog PEMF** technology, you can experience faster recovery times and relief from a variety of conditions - all without the harmful side effects of traditional treatments.

Package Contents

Main Unit	
PEMF Mat	
Coil Tester	
Power Adapter	
Audio Cable	
User Manual	
Storage Bag	

Product Pictures



Operational Instructions



Connecting the mat to the main unit

Plug the silver head end of the white mat cable into the middle port of the main unit. Make sure the red dot on the plug faces up and the plug is fully inserted to ensure a secure connection.

Connecting the power

Plug the silver head end of the black power cable into the left port of the main unit. Make sure the red dot on the plug faces up and the plug is all the way in. Then, plug the other end into a mains power socket.

Sending audio to the main unit

Magic Pro converts any audio signal into magnetic signals. There are two options to send audio to Magic Pro:

Bluetooth

Turn on the Bluetooth function of your device (phone, PC, etc.), find and pair to the device called "MP1000".

Cable

Plug one end of the audio cable into the sound source (phone, tablet, PC, etc). Plug the other end into the right-hand-side (Magic Pro audio) port. Ensure the plug is fully inserted.

Turning on

Press the power button for 2 seconds.

The light on the main unit will turn on.

Testing

Analog PEMF is silent. To test for correct operation, open the mat fully on a flat surface. Do NOT bend the mat segments.

After connecting the mat and turning on the main unit, send music to Magic Pro using Bluetooth or cable connection. We recommend using music as the audio source because pure frequencies may be out of your hearing range.

The light on the main unit should blink or change its brightness as the music plays.

Put the test coil earplug in your ear and place the coil tester on the mat. You should hear music playing from the earplug.



Turning off

Press the power button for 2 seconds. The light on the main unit will turn off.

Usage

Simply sit or lie on the mat to receive treatment. The mat can cover a very wide and high space.

You can use the coil tester to test how far the PEMF signal can reach.

Covering the mat with a sheet will not affect the effectiveness of Magic Pro.

Recommended usage duration is at least 30 min per day. There is no maximum duration. The frequencies are gentle and will not cause symptoms of overdose or fatigue.

Maintenance

Cleaning

Turn the device off and unplug from the mains power socket before cleaning it.

For daily maintenance, use a damp tissue or soft cloth to gently wipe the surface.

If you find your mat getting particularly dirty, don't worry. You can use a small amount of medical alcohol (with an alcohol concentration of 75% or less) or a neutral cleanser to wipe and disinfect the affected areas. It will help ensure that your device remains clean

and hygienic, so you can continue using it with total confidence.

Do NOT use a corrosive cleanser.

Do NOT wash, soak, or rinse the mat in water.

Prevent water or other liquid from entering the main unit or mat to avoid short circuits and electric shock.

Storage

Magic Pro should be stored in a cool, ventilated and dry place out of direct sunlight.

Please fold the mat following the creases to avoid damage.



Transportation

Avoid impacts and contact with fluids when transporting Magic Pro.

Precautions

- Do NOT use the mat while it is folded. This may damage the mat structure and reduces the strength of the signal.
- Do NOT use Magic Pro in, near, or around water.
- Do NOT use Magic Pro if you are pregnant or have any non-MRI-safe IUDs or other medical or electrical devices in your body.
- Do NOT disassemble, repair, or modify this product without our written consent. This may cause malfunction or an electrical hazard.
- Do NOT plug or unplug the cables with wet hands.
- Do NOT use Magic Pro in a place with high humidity, such as a bathroom.
- Do NOT or use Magic Pro while bathing.

Note

Non-magnetic metal rods, screws and plates are safe for PEMF use. If your implant is safe for an MRI, it is safe for you to use Magic Pro.

Troubleshooting

Main power light does not illuminate:

Check the main power socket has power by using a different appliance.

Check that all Magic Pro plugs are securely plugged in.

Press the power button for more than two seconds.

If the Magic Pro still does not work, contact customer support.

Coil Tester has no sound:

If the light on the main unit blinks, the sound may be out of your hearing range. Change to another song and try again.

The volume of the audio source may be too low. Turn the volume level up.

If using Bluetooth, test your audio source using Bluetooth headphones or speaker.

If the problem persists, please contact customer support.

Physical Damage:

Frayed or damaged cables or mat: please send photos to customer support.

Specifications

Maximum Peak Power:	200 watts
Number Of Output Coils:	96
Coil Outside Diameter:	103.58mm
Coil Inside Diameter:	29.22mm
Maximum Field Strength / coil:	1013.3 Gauss
Frequency Range:	20 Hz - 21050 Hz
Optimum Treatment Range:	<= 400mm (15.5 inches).*
Waveform:	Analog or digital
Maximum Duration:	Unlimited
Main Unit Construction:	PC & ABS
Mat Size:	200cm(±2) × 63.5(±1.5)cm × 2.2(±0.4)cm
Mat Cover Material:	PU low-hysteresis open-cell membrane
Springback Material:	10mm sponge, double layers
Mat Cable Length:	2m
Power Adapter Input:	110-240v 50-60 Hz
Power Adapter Output:	24v 10A DC
Power Output Plug:	2-pin aviation connector
Main Unit Output Maximum Power:	24V × (0.25-3.3A)
Main Unit Size:	185.5mm × 135mm × 111mm
Audio Input:	Bluetooth or 3.5mm audio socket

* The strength of magnetic fields slowly diminishes with distance. The strength of magnetic fields is inversely proportional to the square of the distance from the source. At 800mm (31 inches), the field strength is 25% ($1/2^2$ or $1/4$) of the strength at 400mm.

More PEMF Options



MiraMate Mini Magic

MiraMate Mini Magic is a compact and portable PEMF device that can effectively reduce acute pain and discomfort anywhere, anytime.

Mini Magic is an excellent travel companion that helps alleviate pain and improve sleep during your journey.

More PEMF Options



MiraMate Big Magic

With the large PEMF mat, Big Magic can cover a considerable area, allowing you to place it on your chair or bed and sit or lie on it. This mat is particularly useful for individuals who experience discomfort in their backs, legs, or hips.

You can safely sleep on it all night and feel relieved and refreshed in the morning.

Magic Pro - Analog PEMF for Natural Healing

www.mm-pemf.com

